



Renfrewshire Valuation Joint Board

Audited Annual Accounts
2023/24

CONTENTS

Management Commentary	1
Statement of Responsibilities for the Annual Accounts.....	9
Annual Governance Statement	10
Remuneration Report	13
Independent auditor's report.....	15
Comprehensive Income and Expenditure Statement	20
Movement in Reserves Statement	21
Balance Sheet.....	22
Note 1: Expenditure and Funding Analysis.....	23
Note 2: Accounting Standards Issued not Adopted	24
Note 3: Unusable Reserves	24
Note 4: Adjustments between Accounting Basis and Funding Basis under Regulations	25
Note 5: Intangible Assets.....	26
Note 6: Capital Expenditure and Capital Financing	26
Note 7: Plant and Equipment.....	27
Note 8: Debtors	27
Note 9: Creditors.....	27
Note 10: Operating Leases.....	27
Note 11: Related parties.....	27
Note 12: External audit costs	29
Note 13: Retirement Benefits	29
Note 14: Events after the Balance Sheet date.....	32
Note 15: Contingent Liabilities.....	32
Note 16: Summary of Significant Accounting Policies	33
Note 17: Critical Judgements in Applying Accounting Policies	37
Note 18: Assumptions made about the future	38

Management Commentary

The purpose of the Management Commentary is to present an overview of the Renfrewshire Valuation Joint Board’s financial performance during the year 2023/24 and to help readers understand its financial position at 31 March 2024. In addition, it outlines the main risks and uncertainties facing the Renfrewshire Valuation Joint Board (the Board) for the financial year 2023/24 and beyond.

Who we are and what we do

The Board was established by the Valuation Joint Boards (Scotland) Order 1995 and came into existence on 1 April 1996. It provides a range of valuation and electoral registration services to and on behalf of East

Renfrewshire, Inverclyde and Renfrewshire Councils (the constituent authorities), working in partnership with other Valuation Joint Boards, councils and professional bodies across Scotland.

Our primary funding comes in the form of requisitions from the three constituent authorities and these are agreed when the Board sets its budget before 1 April each year.

The composition of membership of the Board is determined by the above Order and consists of four Councillors representing East Renfrewshire Council, four representing Inverclyde Council and eight Councillors representing Renfrewshire Council.

At 31 March 2024, these members were:

East Renfrewshire Council	Inverclyde Council	Renfrewshire Council	
A Ireland	P Cassidy (Vice-Convenor)	A Doig (Convener)	M MacLaren
D MacDonald	G Brooks	G Clark	K Montgomery
M Montague	J Daisley	B MacFarlane	S Mullin
A Morrison	I Nelson	K MacLaren	A Steel

Our Aims

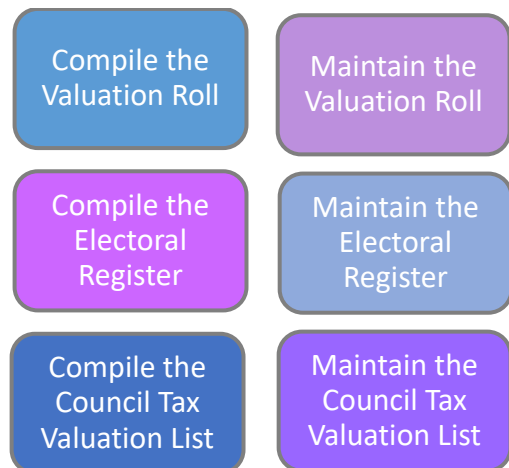
The Board was presented with an update to its current Strategic Service Plan on 26 May 2023. The plan covers the period April 2021 to March 2024.

A copy of Strategic Service Plan can be found at the following link: [http://www.renfrewshire-vjb.gov.uk>Governance>Policies and Plans](http://www.renfrewshire-vjb.gov.uk/Governance/Policies and Plans).

The Plan outlines the Board’s Mission, as follows:

Building on our established professionalism, we aim to provide high quality, effective and responsive services to all of our stakeholders

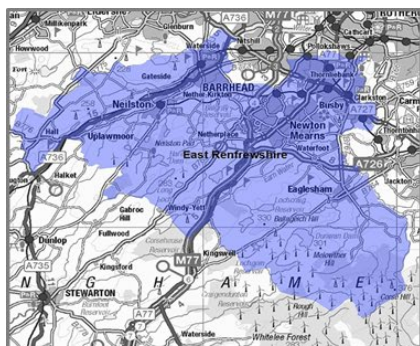
Part 3 of the Board’s Strategic Service Plan 2021-24 defines six key business objectives, as follows:



Our Performance

To understand how the Board performs its statutory duties and obligations, it may be useful to look at each of the councils separately.

East Renfrewshire



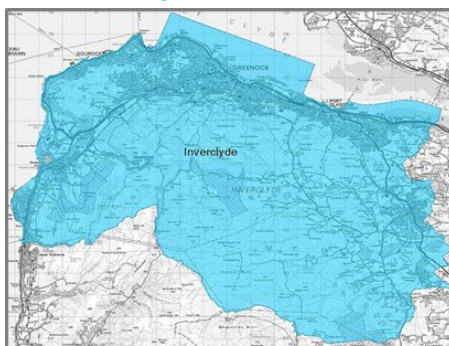
Council Tax	2023/24	2022/23
Properties	40,986	40,682
Proposals / Appeals received	87	81
Proposals / Appeals settled	103	101

Revaluation Roll	2023/24	2022/23
Properties	1,867	1,751
Proposals received	111	
Proposals / Appeals settled	6	25

Running Roll	2023/24	2022/23
Proposals / Appeals	12	30
Proposals / Appeals settled	12	308

	2023/24	2022/23
Population*	97,160	96,580
Population over 16	77,720	76,879
Registered Electors	74,380	73,510

Inverclyde



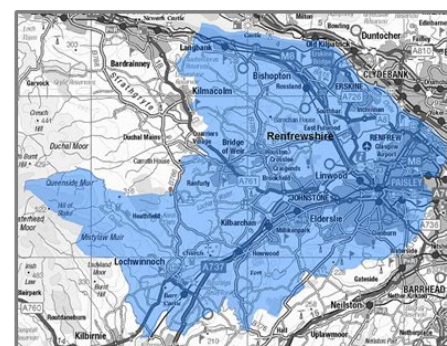
Council Tax	2023/24	2022/23
Properties	39,913	39,928
Proposals / Appeals received	64	41
Proposals / Appeals settled	80	40

Revaluation Roll	2023/24	2022/23
Properties	2,438	2,345
Proposals received	166	
Proposals / Appeals settled	3	15

Running Roll	2023/24	2022/23
Proposals / Appeals	17	27
Proposals / Appeals settled	125	591

	2023/24	2022/23
Population*	78,340	76,700
Population over 16	66,347	64,503
Registered Electors	60,333	59,831

Renfrewshire



Council Tax	2023/24	2022/23
Properties	91,523	90,830
Proposals / Appeals received	141	126
Proposals / Appeals settled	189	175

Revaluation Roll	2023/24	2022/23
Properties	9,834	6,503
Proposals received	687	
Proposals / Appeals settled	25	47

Running Roll	2023/24	2022/23
Proposals / Appeals	60	121
Proposals / Appeals settled	138	2,372

	2023/24	2022/23
Population*	184,340	179,940
Population over 16	154,615	150,156
Registered Electors	141,309	139,848

** Population estimates are sourced from National Records of Scotland and are based on the mid-2021 data for the 2022 year and the mid-2022 data for the 2023 year shown above [Mid-Year Population Estimates | National Records of Scotland \(nrscotland.gov.uk\)](https://www.nrscotland.gov.uk/mid-year-population-estimates).

For a full analysis of the Board's performance, please see the Annual Public Performance Report, which was presented to the Board on 24 May 2024. Performance information is updated at every meeting of the Board.

Review of the Year

During 2023/24 there were no scheduled elections, however, a UK Parliamentary General Election was due to take place by January 2025 and as such, much of the planning and activity that was undertaken during 2023/24 was mindful of the increasing likelihood of an election being called at short notice and the impact it would have on plans and resources. On 22 May 2024 the Prime Minister announced that the UK Parliamentary General Election would be held on 4 July 2024.

The Annual Electoral Canvass took place from July; this was undertaken using a variety of contact methods, including post, email, telephone and personal visits. Our canvass communications to households this year also included information on Voter ID and Voter Authority Certificates in an effort to highlight the new requirements for voting at UK Parliamentary elections. The Electoral Register was published on 1 December 2023 in line with the legislative requirements, and we were able to publish based on the new UK Parliamentary Boundaries that come into force at the next UK General Election.

This year also saw the introduction of further provisions from the Elections Act 2022 after the introduction of Voter Authority Certificates (VAC) during 2022/23. In October 2023, the rules around absent voting (Postal or Proxy voting) for UK Parliamentary Elections changed, with the new ability to apply online, the requirement to provide a National Insurance number as part of the application process, and the requirement of an identity check to take place all being introduced. Significant IT changes along with revisions to many pieces of standard correspondence were required, along with substantial training for our team on the new processes. This was particularly complex as the rules and method of application for absent voting for Scottish elections have not changed.

January 2024 saw the extension of the franchise for UK Parliamentary Elections to UK citizens overseas, who previously only had the right to be registered for 15 years after leaving the UK; this has now been

extended for life. Again significant changes to IT and staff training were required to implement this new change, with the new process proving time consuming to administer.

The processing of VACs, absent vote applications for UK Parliament elections, and Overseas Electors applications are all required to be done within an ERO Portal supplied by the UK Government. The functionality of this portal has continued to evolve during the year and this has required the team to amend and refine internal processes as the portal has developed.

During 2023/24, there were 1,233 new houses added to the Council Tax List; a decrease from 2022/23 (1,585). Of the new additions, 95% were added to the list within 3 months of existence and almost all within 6 months.

Changes to the Valuation Roll were up on last year with 759 changes being made. Almost 64% of these were made within 3 months - up from 44% last year.

The 2023 Non-Domestic Revaluation became live with effect 1 April 2023, with over 14,000 properties being revalued, and Revaluation Notices issued to all Proprietor, Tenants, and Occupiers within the Revaluation Roll. Where a Proprietor, Tenant, or Occupier was unhappy with the Revaluation value they had until 31 August 2023 to submit a proposal (formerly appeal) against the value. We received 964 Proposals by the deadline, and during the year began the process of engaging with the proposers and seeking agreement.

The transfer of duties of the Valuation Appeal Committee to the Scottish Courts and Tribunals Service Local Taxation Chamber took place on 1 April 2023 and we helped to facilitate the change by the transfer of information on outstanding Council Tax and Non-Domestic appeals as required by Regulation. The Local Taxation Chamber cited a number of valid and invalid Council Tax appeals throughout the year, which our teams dealt with.

During the year there were three complaints received; two were not upheld and one was resolved. The complaints were all dealt with within the timescales required by the Complaints Handling Procedure.

There were 14 Freedom of Information requests received during the year. There were no requests for review, and there were no appeals made to the Commissioner. The requests were all responded to in line with the required statutory timeframe.

During 2023/24, we also received a positive Progress Update Review Report from the Public Records Scotland Act Assessment Team, published our Public Sector Equality Duty Progress Report, introduced a Communications Strategy, a Supporting Menopause at Work Policy, and reviewed several policies including our Recruitment policy, and Whistle Blowing policy.

Primary Financial Statements

The Annual Accounts are prepared in accordance with the International Accounting Standards Board Framework for the Preparation and Presentation of Financial Statements as interpreted by the Code of Practice on Local Authority Accounting in the United Kingdom (the Code). Under Section 106 of the Local Government (Scotland) Act 1973, joint boards are classed as local authorities.

The Annual Accounts summarise the Board's transactions for the year and its year-end position at 31 March 2024. The Primary Financial Statements include the Comprehensive Income and Expenditure Statement (CIES), the Movement in Reserves Statement (MIRS) and the Balance Sheet.

These statements are accompanied by Notes to the Accounts, which provide more details on the figures shown in the statements and set out the Accounting Policies adopted by the Board.

The cash balance at 31 March 2024 of £100 in the Balance Sheet represents petty cash held by officers of the Board.

Financial Performance

The Comprehensive Income and Expenditure Statement on page 20 summarises the total costs of providing services and the income available to fund those services.

A summary of the outturn position against the agreed budget is shown on the next page. The Board has returned a surplus of £72k for the financial year 2023/24. This is set against a planned drawdown from reserves (deficit) of £89k, resulting in an in-year favourable variance of £161k.

A significant reason for the underspend is within Employee Costs (£118k), owing to unfilled vacancies throughout the year. This also led to an underspend in Transfer Payments, which contains apprenticeship levy payments associated with payroll costs.

Savings were also experienced within Property Costs (£9k) due to lower than expected gas and insurance payments, and also within Transport Costs (£8k), due to less staff travel to and from meetings than anticipated when the budget was set.

An overspend occurred in Supplies and Services mainly due to higher computer maintenance and postage costs than expected. Within this spend, £19k of hardware costs will be classified as capital expenditure within the primary statements.

Within income, additional new burdens funding of £18.6k for 2023/24 was received from the UK Government for changes to electoral registration as a result of the Election Act 2022. This funding will continue into 2024/25.

The 2023/24 budget, approved in February 2023, included a planned drawdown from reserves of £89k. Based on the in-year underspend, there was no need for this reserves drawdown and there will instead be a contribution to reserves of £72k.

The surplus shown below excludes accounting adjustments relating to pensions, depreciation and employee absences. These and all accounting differences are detailed in Note 1: Expenditure and Funding Analysis on page 23.

	Budget £	Actual £	Variance (Adv) / Fav £
Employee Costs	2,247,003	2,128,538	118,465
Property Costs	179,465	170,252	9,213
Supplies and Services	387,860	399,041	(11,181)
Support Costs	105,330	111,071	(5,741)
Transfer Payments	24,822	8,136	16,686
Transport Costs	15,000	7,215	7,785
Capital Charges	0	19,168	(19,168)
Total Expenditure	2,959,480	2,843,421	116,059
Requisition Income	(2,834,180)	(2,834,180)	0
Other Income	(36,100)	(80,937)	44,837
Total Income	(2,870,280)	(2,915,117)	44,837
Net (Surplus)/Deficit	89,200	(71,696)	160,896

The Balance Sheet at 31 March 2024

The Balance Sheet sets out the total net worth of the Board at a snapshot in time. When comparing the net worth of the Board at 31 March 2024 to that of the prior year, an overall increase in net worth of the organisation of £0.057m can be seen. This is primarily driven by an increase in current assets owing to the in-year budgetary surplus.

Net Pension Position

The disclosure requirements for pension benefits under IAS19 are detailed in Note 13: Retirement Benefits on page 29. The appointed actuaries have confirmed a net asset position of £5.296m (net asset of £5.338m 2022/23), a decrease of £42k, in their assessment of the position of the pension fund. Some of this can be attributed to the application of the Pensions Increase Order for April 2024 of 6.7% to the pension benefits, the effect of which is an increase to employer obligations.

However, there is a cap on the value of a pension asset that can be reported for accounting purposes. For 2023/24, this adjusts the value of the pension asset shown in the balance sheet to nil. There is an unfunded pension liability of £53k that is not part of the asset cap calculation.

The appointed actuaries remain of the view that the asset holdings of the Strathclyde Pension Fund and the contributions from employees and employers together with planned increases in employers' contributions provide sufficient security and income to meet future pension liabilities.

A potential change to pension rules is outlined in Note 15: Contingent Liabilities on page 32.

Reserves at 31 March 2024

The Board had an opening Revenue Reserve at 1 April 2023 of £847k. The core surplus of £72k in the year takes the closing Revenue Reserve position to £918k.

Wider Engagement

During 2023/24, the Electoral Registration Officer, via the Scottish Assessors' Association, made contributions to the Scottish Parliament Standards, Procedures and Public Appointments Committee call for evidence on the Scottish Elections (Representation and Reform) Bill and gave evidence to the Committee.

A response was also made to the Ofcom consultation on the Royal Mail Universal Service Obligation, focusing on the impact that change would have on the functioning of the electoral system.

The Electoral Registration Officer also engaged with electors through a variety of events including 'Welcome to your Vote week'.

There was also engagement with a wide variety of groups and industry bodies such as the Scottish Business Ratepayers Group, Scottish Rating Surveyors Forum, the Scottish Courts and Tribunal Service and the Scottish Government New Deal for Business group.

Risks

The maintenance of a Corporate Risk Register ensures that the Board's functions operate effectively under all assessable and identifiable risks. This was most recently reported to the Board by the Assessor & ERO on 23 February 2024, and is reviewed, updated and reported to the Board twice-yearly.

The Corporate Risk Register assesses the likelihood and impact of identifiable risks and provides actions to mitigate or minimise them. The Board's risks have been evaluated using a risk matrix, which involves multiplying the likelihood of occurrence of a risk by its potential impact. For the 23 February 2024 Board Meeting, the register had been reviewed in line with our amended risk management strategy. The evaluation of risk reflects the residual risk, i.e. with

the mitigations and controls included in each score. This produces an evaluation of risk as either Low, Moderate, High or Very High. Both High and Very High risks are viewed as significant.

A total of seven corporate risks are identified on the Corporate Risk Register. Of these, one is identified as Very High, five are identified as High, and one identified as Moderate.

Full details on the risks identified, along with steps being taken to mitigate these were presented in the Corporate Risk Register Report of 22 February 2024 which can be found by following the Board report link shown at the end of this report.

The one risk rated as Very High relates to Electoral Registration and the impact that the recent changes arising from the Elections Act have had on the processes required to deliver this statutory duty, particularly in the context of their introduction potentially very close to a UK Parliamentary Election.

The second highest rated risk noted below reflects the recent turnover in staff and in particular the difficulties experienced in recruiting qualified valuation staff. This puts added pressure on existing staff and the recruitment process diverts resources away from other tasks.

The next highest rated risk relates to the forthcoming relocation of the Board's premises from the Robertson Centre by 31 March 2025. Discussions have been taking place with a variety of potential landlords who may have available property to fulfil the Board's needs.

The remaining risks reflect the general financial climate in local government, along with the increased demands that are being placed on services due to Non-Domestic Rates Reform and Elections Bill and the uncertainty over future funding for these additional duties and the reliance that the Board has on IT to be able to continue to deliver its duties.

Risk	Likelihood	Impact	Score	Evaluation
Due to a number of significant changes and pressures associated with Electoral Registration, there is a real risk that we fail to deliver on our statutory processes. The provisions of The Elections Act have come into force at various times and much of it relied on secondary legislation. Delays in the secondary legislation meant meaningful planning was difficult and the readiness of the Board's ERO and staff have been compromised by the lack of clarity. Unplanned electoral events are now an ever-increasing possibility and can put a significant strain of the Board's budget	5	4	20	Very High
The inability to recruit and retain staff risks the Board failing to meet its statutory duties or to maintain service levels. Unsuccessful recruitment drives and resignations increase pressure on exiting staff which may lead to high levels of stress. The management Team and associated staff are continually involved with recruitment which diverts time and resources from normal service delivery	4	4	16	High
The Board may fail to meet its duties or to maintain service levels during the move to alternative premises, especially if a snap electoral event is called. The Landlord of the Robertson Centre has deemed the building surplus to requirements, therefore the Board has to look for alternative premises.	5	3	15	High
The risk that the Board fails to meet its financial commitments due to budgetary pressures as a result of increased financial pressures on the Board from their constituent authorities and the Scottish Government. This may result in budget and/or staffing set to a level too low to allow an adequate service to be provided and ultimately the inability to discharge our statutory duties.	3	4	12	High
The risk that legislative changes will affect the discharge of statutory duties e.g. the change to three yearly Revaluations with a one year tone date, the move from Valuation Appeal Committees to the Tribunal Service and the effects on our service are unknown. Further changes to Electoral Registration Law, including the implementation of the provisions of the UK Elections Act which introduced Voter ID on the 16th January 2023 and will significantly change the legislation around Absent Votes and Oversea elector eligibility	3	4	12	High
The risk that significant pressure on the Board's Professional Services could potentially lead to statutory duties being breached. The Board's valuation team need to have the relevant knowledge base to carry out their duties and therefore qualified staff need to be retained.	3	4	12	High

Outlook and Future Plans

Budgeted expenditure for 2024/25 of £3.025m was agreed by the Board on 23 February 2024. Of this, £0.507m is being met from funding related to the implementation of Barclay recommendations.

The Board recognises the difficult financial climate facing local authorities and has continued to seek efficiencies wherever possible. In addition, the 2024/25 core requisition was frozen at 2023/24 levels by way of an in-year discount. To support this, a prudent level of reserves use is also planned over the next three years.

This is a dynamic period for the organisation, as legislative changes in both the Non-Domestic Valuation service and the Electoral function have been constant and complex, requiring staff training and new processes to be developed. The Assessor & ERO, along with the management team, will continue to keep all matters under review.

Conclusion

We would like to take this opportunity to acknowledge the team effort required to produce the accounts and to record our thanks to all the staff involved for their continued hard work and support.

Board reports and minutes, including Performance and risk reporting, can be accessed via Renfrewshire Council's website under [Your Council>Agendas and Minutes>Joint Arrangements>Renfrewshire Valuation Joint Board](#).

Councillor Audrey Doig

Councillor Audrey Doig

Convener
13 September 2024

Alastair MacArthur

Alastair MacArthur

Treasurer
13 September 2024

Robert Nicol

Robert Nicol

Assessor and Electoral Registration
Officer
13 September 2024

Statement of Responsibilities for the Annual Accounts

The Board's Responsibilities

The Board is required to:

- make arrangements for the proper administration of its financial affairs and to secure that the proper officer of the Board has the responsibility for the administration of those affairs (section 95 of the Local Government (Scotland) Act 1973). The designated officer is Renfrewshire Council's Director of Finance and Resources, who is also the Treasurer of Renfrewshire Valuation Joint Board;
- manage its affairs to secure economic, efficient, and effective use of resources and safeguard its assets;
- ensure that the Annual Accounts are prepared in accordance with legislation (the Local Authority Accounts (Scotland) Regulations 2014), and so far, as is compatible with that legislation, in accordance with proper accounting practices (section 12 of the Local Government in Scotland Act 2003);
- approve the Annual Accounts for signature.

I confirm that these Annual Accounts were approved for signature by the Board at its meeting on 13 September 2024.

Signed on behalf of Renfrewshire Valuation Joint Board.

Councillor Audrey Doig

Councillor Audrey Doig

Convener
13 September 2024

The Treasurer's Responsibilities

The Treasurer is responsible for the preparation of the Board's Annual Accounts in accordance with proper practices as required by legislation and as set out in the CIPFA/LASAAC Code of Practice on Local Authority Accounting in the United Kingdom (the Code).

In preparing the Annual Accounts, the Treasurer has:

- selected suitable accounting policies and then applied them consistently;
- made judgements and estimates that were reasonable and prudent;
- complied with legislation; and
- complied with the local authority Accounting Code (in so far as it is compatible with legislation);

The Treasurer has also:

- kept adequate accounting records that were up to date; and
- taken reasonable steps for the prevention and detection of fraud and other irregularities.

I certify that the financial statements give a true and fair view of the financial position of the Board at the reporting date and the transactions of the Board for the year ended 13 September 2024.

Alastair MacArthur

Alastair MacArthur

Treasurer
13 September 2024

Annual Governance Statement

Scope of Responsibility

Renfrewshire Valuation Joint Board is responsible for ensuring that its business is conducted in accordance with the law and proper standards, and that public money is safeguarded, properly accounted for, and used economically, efficiently and effectively. The Board also has a statutory duty to make arrangements to secure best value under the Local Government in Scotland Act 2003. In discharging this overall responsibility, the Joint Board's elected members and senior officers are responsible for putting in place proper arrangements for its affairs and facilitating the effective exercise of its functions, which includes arrangements for the management of risk.

The Board's Governance Framework

The governance framework comprises the systems and processes, and culture and values, by which the Board is directed and controlled. It also describes the way it engages with, and accounts to its stakeholders.

The Board has put in place a system of internal control designed to manage risk to a reasonable level. Internal control cannot eliminate all risk of failure to achieve policies, aims and objectives and can therefore only provide reasonable and not absolute assurance of effectiveness.

The system of internal control is based on an ongoing process designed to identify and prioritise the risks to the achievement of the Joint Board's policies aims and objectives, to evaluate the likelihood of those risks being realised and the impact should they be realised, and to manage them efficiently, effectively and economically.

The main features of our governance arrangements are summarised below:

- Clearly defined Standing Orders, Scheme of Delegation, Financial Regulations and Tender Procedures,
- Comprehensive business planning arrangements, setting key targets and action plans designed to achieve our corporate objectives,
- Regular public performance reporting,
- Business continuity planning arrangements are in place and regularly reviewed,
- Policies to regulate employee related matters, including the employee code of conduct and disciplinary procedures,
- Arrangements to manage risk, including the risk management strategy and Corporate Risk Register and business continuity plans,
- Clear customer complaints procedures,
- Comprehensive policies and procedures for physical and information security. An anti-fraud and corruption strategy and arrangements supported by a range of policies and guidelines,
- Arrangements supported by a range of policies and guidelines in compliance with the CIPFA Code of Practice on Managing the Risk of Fraud and Corruption;
- A register of interest is in place and updated on an annual basis,
- Internal governance review arrangements including a programme of policy and procedure reviews and a governance working group responsible for all governance related matters including, but not limited to, freedom of information, data protection, risk management, business continuity and monitoring of audit actions.

Within the overall control arrangements, the system of internal financial control is intended to ensure that assets are safeguarded, transactions are authorised and properly recorded and material errors are detected and corrected. The system is based on a framework of management information, financial regulations, administrative procedures (including segregation of duties), management and supervision, and a system of delegation and accountability. The system includes:

- Financial management supported by comprehensive financial regulations and codes,
- Comprehensive budgeting systems, and detailed guidance for budget holders,
- Regular reviews of periodic and annual financial reports which indicate financial performance against the forecasts,
- Setting targets to measure financial and other performance,
- The preparation of regular financial reports that indicate actual expenditure against the forecasts.
- The Chief Finance Officer is the Treasurer who complies with the CIPFA Statement on the Role of The CFO in Public Services.

With Renfrewshire Council being the lead authority, all financial transactions of the Joint Board are processed through the financial systems of the Council and are subject to the same controls and scrutiny as those of Renfrewshire Council. This includes regular reviews by the Chief Auditor of Renfrewshire Council.

Review of Effectiveness

Members and officers of the Board are committed to the concept of sound governance and the effective delivery of services and take into account comments made by internal and external auditors.

The effectiveness of the governance framework is reviewed annually by the Assessor and Electoral

Registration Officer, including the use of a self-assessment tool covering five key areas of governance. These are:

- Business Planning and Performance Management;
- Internal Control Environment;
- Budgeting, Accounting and Financial Control;
- Risk Management and Business Continuity;
- Conflicts of Interest and whistleblowing.

This self-assessment indicated that the governance framework is being complied with in all material respects.

The Board's internal audit service is provided by the lead authority's internal auditors and operates in accordance with the Public Sector Internal Audit Standards. The lead authority conforms to the requirements of the CIPFA Statement on the Role of the Head of Internal Audit (2019). Internal Audit undertakes an annual programme following an assessment of risk completed during the strategic audit planning process.

The Chief Auditor provides an annual report to the Board and an independent opinion on the adequacy and effectiveness of the system of internal control.

The Chief Auditor's annual assurance statement concluded that a reasonable level of assurance can be placed upon the adequacy and effectiveness of the Board's internal control systems.

The review has not identified any significant governance issues to be reported on for 2023/24 and no actions arising for the 2022/23 governance statement that require to be reported on.

This governance framework has been in place throughout the year.

Assurance

In conclusion, it is our opinion that the annual review of governance together with the work of internal audit, any comments received from external audit and certification of assurance from the Assessor and Electoral Registration Officer provide sufficient evidence that the principles of good governance operated effectively and the Joint Board complies with its governance arrangements in all material respects.

Systems are in place to continually review and improve the governance and internal control environment. Future actions will be taken as necessary to maintain and further enhance the Board's governance arrangements.

Councillor Audrey Doig

Councillor Audrey Doig

Convener
13 September 2024

Robert Nicol

Robert Nicol

Assessor and Electoral Registration Officer
13 September 2024

Remuneration Report

All information disclosed in the tables in this Remuneration Report will be audited by the Board's appointed auditor, Azets. The other sections of the Remuneration Report will be reviewed by Azets to ensure that they are consistent with the financial statements.

Remuneration policy for elected members

As noted by the Board on 17 May 2013, since 1 April 2013 the Board has made no remuneration payment to any elected member, nor does it pay any expenses, fees or allowances to elected members.

Furthermore, no recharges have been made by member authorities in relation to elected member remuneration.

Remuneration policy for senior employees

The Remuneration Policy of the Board is set in reference to national arrangements. The Scottish Joint Negotiating Committee (SJNC) for Local Authority Services sets the salaries for the Chief Executives of Scottish local authorities. The SJNC advised that it would be a matter for each Council to examine the position of other chief officials.

It was agreed at the Board of 24 January 1997 that the salary of the posts of Assessor & ERO be set at a percentage of the Chief Executive of Renfrewshire Council, which is currently 67%. Following a review of Chief Executives' salaries in 2001, it was agreed that this arrangement should continue. This was agreed at a meeting of the Board on 22 November 2002.

2022/23 Total Remuneration £	Name	Post Held	2023/24 Total Remuneration £
107,249	Robert Nicol	Assessor & Electoral Registration Officer	113,717

Pension rights

Pension benefits for Joint Board employees are provided through the Local Government Pension Scheme (LGPS).

From 1 April 2015, benefits are based on career average pay. Pension benefits are based on the pay

received for each year in the scheme increased by the increase in the cost of living, as measured by the appropriate index (or indices).

The scheme's normal retirement age is linked to the state pension age for each member.

Name	Post Held	Accrued Pension Benefits				In-year Employer Contributions	
		As at 31 March 2024		Change from 31 March 2023		2023/24	2022/23
		Pension*	Lump Sum*	Pension	Lump Sum	2023/24	2022/23
		£000	£000	£000	£000	£	£
Robert Nicol	Assessor & Electoral Registration Officer	55	67	9	5	28,429	26,812

From 1 April 2009, a five-tier contribution system was introduced, with contributions from scheme members being based on how much pay falls into each tier. This is designed to give more equality between the cost and benefits of scheme membership. Prior to 2009, contributions rates were set at 6% for all non-manual employees.

Tiered contribution rates on whole time pay 2023/24		Equivalent bandings for 2022/23
Up to £25,300	5.5%	Up to £23,000
£25,301 to £31,000	7.25%	£23,001 to £28,100
£31,001 to £42,500	8.5%	£28,101 to £38,600
£42,501 to £56,600	9.5%	£38,601 to £51,400
Over £56,601	12%	Over £51,401

If a person works part-time, their contribution rate will be based on their part-time pay.

The accrual rate guarantees a pension based on 1/49th of the pensionable pay for each year of membership, adjusted in line with the cost of living (prior to 2015 the accrual rate guaranteed a pension based on 1/60th of final pensionable salary).

No pension contributions are made by the Board in relation to the Convener or Vice Convener.

Exit Packages

There were no exit packages committed by the Board in either 2023/24 or 2022/23.

Councillor Audrey Doig

Councillor Audrey Doig

Convener

13 September 2024

Remuneration of Employees

The following table shows the number of employees who received remuneration, excluding pension contributions, in excess of £50,000 during 2023/24, in bands of £5,000.

Bands with nil employees in both years are not displayed.

2022/23 Number of employees	Remuneration Band	2023/24 Number of employees
1	£50,000 - £54,999	0
0	£55,000 - 59,999	2
2	£60,000 - £64,999	0
1	£65,000 - 69,999	1
0	£90,000 - £94,999	1
1	£105,000 - £109,999	0
0	£110,000 - £114,999	1
5	Total	5

Robert Nicol

Robert Nicol

Assessor and Electoral Registration Officer

13 September 2024

Independent auditor's report to the members of Renfrewshire Valuation Joint Board and the Accounts Commission

Reporting on the audit of the financial statements

Opinion on financial statements

We certify that we have audited the financial statements in the annual accounts of Renfrewshire Valuation Joint Board for the year ended 31 March 2024 under Part VII of the Local Government (Scotland) Act 1973. The financial statements comprise the Comprehensive Income and Expenditure Statement, Movement in Reserves Statement, Balance Sheet and notes to the financial statements, including material accounting policy information. The financial reporting framework that has been applied in their preparation is applicable law and UK adopted international accounting standards, as interpreted and adapted by the Code of Practice on Local Authority Accounting in the United Kingdom 2023/24 (the 2023/24 Code).

In our opinion the accompanying financial statements:

- give a true and fair view of the state of affairs of Renfrewshire Valuation Joint Board as at 31 March 2024 and of its income and expenditure for the year then ended;
- have been properly prepared in accordance with UK adopted international accounting standards, as interpreted and adapted by the 2023/24 Code; and
- have been prepared in accordance with the requirements of the Local Government (Scotland) Act 1973, The Local Authority Accounts (Scotland) Regulations 2014, and the Local Government in Scotland Act 2003.

Basis for opinion

We conducted our audit in accordance with applicable law and International Standards on Auditing (UK) (ISAs (UK)), as required by the [Code of Audit Practice](#) approved by the Accounts Commission for Scotland. Our responsibilities under those standards are further described in the auditor's responsibilities for the audit of the financial statements section of our report. We were appointed by the Accounts Commission on 18 May 2022. Our period of appointment is for the five year period, covering 2022/23 to 2026/27. We are independent of Renfrewshire Valuation Joint Board in accordance with the ethical requirements that are relevant to our audit of the financial statements in the UK including the Financial Reporting Council's Ethical Standard, and we have fulfilled our other ethical responsibilities in accordance with these requirements. Non-audit services prohibited by the Ethical Standard were not provided to Renfrewshire Valuation Joint Board. We believe that the audit evidence we have obtained is sufficient and appropriate to provide a basis for our opinion.

Conclusions relating to going concern basis of accounting

We have concluded that the use of the going concern basis of accounting in the preparation of the financial statements is appropriate.

Based on the work we have performed, we have not identified any material uncertainties relating to events or conditions that, individually or collectively, may cast significant doubt on Renfrewshire Valuation Joint Board's ability to continue to adopt the going concern basis of accounting for a period of at least twelve months from when the financial statements are authorised for issue. These conclusions are not intended to, nor do they, provide assurance on Renfrewshire Valuation Joint Board's current or future financial sustainability. However, we report on Renfrewshire Valuation Joint Board's arrangements for financial sustainability in a separate Annual Audit Report available from the [Audit Scotland website](#).

Risks of material misstatement

We report in our Annual Audit Report the most significant assessed risks of material misstatement that we identified and our judgements thereon.

Responsibilities of the Treasurer and the Renfrewshire Valuation Joint Board for the financial statements

As explained more fully in the Statement of Responsibilities for the Annual Accounts, the Treasurer is responsible for the preparation of financial statements that give a true and fair view in accordance with the financial reporting framework, and for such internal control as the Treasurer determines is necessary to enable the preparation of financial statements that are free from material misstatement, whether due to fraud or error.

In preparing the financial statements, the Treasurer is responsible for assessing Renfrewshire Valuation Joint Board's ability to continue as a going concern, disclosing, as applicable, matters related to going concern and using the going concern basis of accounting unless there is an intention to discontinue the Renfrewshire Valuation Joint Board's operations.

The Renfrewshire Valuation Joint Board is responsible for overseeing the financial reporting process.

Auditor's responsibilities for the audit of the financial statements

Our objectives are to obtain reasonable assurance about whether the financial statements as a whole are free from material misstatement, whether due to fraud or error, and to issue an auditor's report that includes our opinion. Reasonable assurance is a high level of assurance, but is not a guarantee that an audit conducted in accordance with ISAs (UK) will always detect a material misstatement when it exists. Misstatements can arise from fraud or error and are considered material if, individually or in the aggregate, they could reasonably be expected to influence the decisions of users taken on the basis of these financial statements.

Irregularities, including fraud, are instances of non-compliance with laws and regulations. We design procedures in line with our responsibilities outlined above to detect material misstatements in respect of irregularities, including fraud. Procedures include:

- using our understanding of the local government sector to identify that the Local Government (Scotland) Act 1973, The Local Authority Accounts (Scotland) Regulations 2014, and the Local Government in Scotland Act 2003 are significant in the context of Renfrewshire Valuation Joint Board;
- inquiring of the Treasurer as to other laws or regulations that may be expected to have a fundamental effect on the operations of Renfrewshire Valuation Joint Board;
- inquiring of the Treasurer concerning the Renfrewshire Valuation Joint Board's policies and procedures regarding compliance with the applicable legal and regulatory framework;
- discussions among our audit team on the susceptibility of the financial statements to material misstatement, including how fraud might occur; and
- considering whether the audit team collectively has the appropriate competence and capabilities to identify or recognise non-compliance with laws and regulations.

The extent to which our procedures are capable of detecting irregularities, including fraud, is affected by the inherent difficulty in detecting irregularities, the effectiveness of Renfrewshire Valuation Joint Board's controls, and the nature, timing and extent of the audit procedures performed.

Irregularities that result from fraud are inherently more difficult to detect than irregularities that result from error as fraud may involve collusion, intentional omissions, misrepresentations, or the override of internal control. The capability of the audit to detect fraud and other irregularities depends on factors such as the skilfulness of the perpetrator, the frequency and extent of manipulation, the degree of collusion involved, the relative size of individual amounts manipulated, and the seniority of those individuals involved.

A further description of the auditor's responsibilities for the audit of the financial statements is located on the Financial Reporting Council's website www.frc.org.uk/auditorsresponsibilities. This description forms part of our auditor's report.

Reporting on other requirements

Opinion prescribed by the Accounts Commission on the audited parts of the Remuneration Report

We have audited the parts of the Remuneration Report described as audited. In our opinion, the audited parts of the Remuneration Report have been properly prepared in accordance with The Local Authority Accounts (Scotland) Regulations 2014.

Other information

The Treasurer is responsible for the other information in the annual accounts. The other information comprises the Management Commentary, Annual Governance Statement, Statement of Responsibilities for the Annual Accounts and the unaudited part of the Remuneration Report. Our responsibility is to read all the other information and, in doing so, consider whether the other information is materially inconsistent with the financial statements or our knowledge obtained in the course of the audit or otherwise appears to be materially misstated. If we identify such material inconsistencies or apparent material misstatements, we are required to determine whether this gives rise to a material misstatement in the financial statements themselves. If, based on the work we have performed, we conclude that there is a material misstatement of this other information, we are required to report that fact. We have nothing to report in this regard.

Our opinion on the financial statements does not cover the other information and we do not express any form of assurance conclusion thereon except on the Management Commentary and Annual Governance Statement to the extent explicitly stated in the following opinions prescribed by the Accounts Commission.

Opinions prescribed by the Accounts Commission on the Management Commentary and Annual Governance Statement

In our opinion, based on the work undertaken in the course of the audit:

- the information given in the Management Commentary for the financial year for which the financial statements are prepared is consistent with the financial statements and that report has been prepared in accordance with statutory guidance issued under the Local Government in Scotland Act 2003; and
- the information given in the Annual Governance Statement for the financial year for which the financial statements are prepared is consistent with the financial statements and that report has been prepared in accordance with the Delivering Good Governance in Local Government: Framework (2016).

Matters on which we are required to report by exception

We are required by the Accounts Commission to report to you if, in our opinion:

- adequate accounting records have not been kept; or
- the financial statements and the audited part of the Remuneration Report are not in agreement with the accounting records; or
- we have not received all the information and explanations we require for our audit.

We have nothing to report in respect of these matters.

Conclusions on wider scope responsibilities

In addition to our responsibilities for the annual accounts, our conclusions on the wider scope responsibilities specified in the Code of Audit Practice, including those in respect of Best Value, are set out in our Annual Audit Report.

Use of our report

This report is made solely to the parties to whom it is addressed in accordance with Part VII of the Local Government (Scotland) Act 1973 and for no other purpose. In accordance with paragraph 108 of the Code of Audit Practice, we do not undertake to have responsibilities to members or officers, in their individual capacities, or to third parties.

Gary Devlin

Gary Devlin, (for and on behalf of Azets Audit Services),
Exchange Place 3
Semple Street
Edinburgh
EH3 8BL

Date: 13 September 2024

Comprehensive Income and Expenditure Statement

This statement shows the accounting cost of providing services and managing the Board during the year. It includes, on an accruals basis, all of the Board's day-to-day expenses and related income. It also includes transactions measuring the value of non-current assets actually consumed during the year and the real projected value of retirement benefits earned by employees during the year. The statement shows the accounting cost in accordance with generally accepted accounting practices, rather than the cost according to the statutory regulations that specify the net expenditure that local authorities need to take into account. The required adjustments between accounting basis and funding basis under regulations are shown in the Movement in Reserves Statement.

2022/23			Note	2023/24		
Gross Expenditure £	Gross Income £	Net Expenditure £		Gross Expenditure £	Gross Income £	Net Expenditure £
2,257,390	0	2,257,390	Employee Costs	2,064,676	0	2,064,676
169,016	0	169,016	Property Costs	170,252	0	170,252
5,935	0	5,935	Transport Costs	7,215	0	7,215
415,853	0	415,853	Supplies and Services	399,041	0	399,041
7,391	0	7,391	Transfer Payments	8,136	0	8,136
108,041	0	108,041	Support Costs	111,071	0	111,071
55,904	0	55,904	Capital Charges	(16,775)	0	(16,775)
0	(31,515)	(31,515)	Other Income	0	(32,219)	(32,219)
3,019,530	(31,515)	2,988,015	Cost of Services	2,743,616	(32,219)	2,711,397
			Financing and Investment Income and Expenditure			
0	(18,503)	(18,503)	Interest receivable	0	(48,718)	(48,718)
12,000		12,000	Pension interest	(2,000)		(2,000)
			Taxation and Non-Specific Grant Income			
0	(2,834,180)	(2,834,180)	Requisitions from Member Authorities	0	(2,834,180)	(2,834,180)
3,031,530	(2,884,198)	147,332	(Surplus)/Deficit on the provision of services	2,741,616	(2,915,117)	(173,501)
		(625,000)	Actuarial (Gain)/Loss on pension assets			116,000
		(625,000)	Other Comprehensive Income & Expenditure			116,000
		(477,668)	Total Comprehensive Income & Expenditure			(57,501)

Figures shown in brackets represent income or gains and figures without brackets represent expenditure or losses.

Movement in Reserves Statement

This statement shows the movement in the year on the different reserves held by the Board, analysed into usable reserves (that is, those reserves that can be applied to fund expenditure) and unusable reserves. The Total Comprehensive Income and Expenditure line shows the cost of providing the Board's services, more details of which are shown in the Comprehensive Income and Expenditure Statement.

Movement in reserves in 2023/24	Note	Usable Revenue Reserve £	Unusable Reserves £	Total Reserves £
Balance at 31 March 2023 brought forward		(846,695)	(83,618)	(930,313)
Total Comprehensive income and expenditure		(173,500)	116,000	(57,500)
Adjustments between accounting basis and funding basis under regulations	4	101,806	(101,806)	0
Increase or (decrease) in year		(71,694)	14,194	(57,500)
Balance at 31 March 2024 carried forward		(918,389)	(69,424)	(987,813)

Comparative movements in 2022/23	Note	Usable Revenue Reserve £	Unusable Reserves £	Total Reserves £
Balance at 31 March 2022 brought forward		(672,058)	219,412	(452,646)
Total Comprehensive income and expenditure		147,332	(625,000)	(477,668)
Adjustments between accounting basis and funding basis under regulations	4	(321,969)	321,969	0
Increase or (decrease) in year		(174,637)	(303,031)	(477,668)
Balance at 31 March 2023 carried forward		(846,695)	(83,619)	(930,314)

Balance Sheet

The Balance Sheet shows the value as at 31 March 2024 of the assets and liabilities recognised by the Board. The net liabilities/assets of the Board (assets less liabilities) are matched by the reserves held. Reserves are reported in two categories. The first category comprises usable reserves, which are those reserves that the Board may use to provide services, subject to the need to maintain a prudent level of reserves and any statutory limitations on their use. The second category of reserves comprises those that the Board is not able to use to provide services. This category includes reserves that hold unrealised gains and losses in the value of assets.

2022/23 £		Note	2023/24 £
105,909	Intangible Assets	5	128,650
19,817	Plant and Equipment	7	33,019
125,726	Long-term Assets		161,669
858,550	Funds held by Renfrewshire Council		962,032
27,991	Debtors and Prepayments	8	32,055
100	Cash in Hand		100
886,641	Current Assets		994,187
(82,053)	Creditors and Accruals	9	(115,043)
(82,053)	Current Liabilities		(115,043)
0	Pension Asset / (Liability)	13	(53,000)
0	Long Term Liabilities		(53,000)
930,314	Net Assets / (Liabilities)		987,813
(846,695)	Usable Reserves		(918,389)
(83,619)	Unusable Reserves	3	(69,424)
(930,314)	Total Reserves		(987,813)

The unaudited accounts were issued on 24 May 2024 and the audited accounts were authorised for issue on 13 September 2024.

Alastair MacArthur

Alastair MacArthur

Treasurer
13 September 2024

Note 1: Expenditure and Funding Analysis

This statement shows how annual expenditure is used and funded from resources and provides a reconciliation of the statutory adjustments between the Board's financial performance on a funding basis and the (surplus) or deficit on the provision of service in the Comprehensive Income and Expenditure statement.

2023/24	Net Expenditure chargeable to the Board £	Adjustments for pensions £	Adjustments for capital £	Other adjustments £	Net Expenditure in the CIES £
Employee Costs	2,128,538	(61,000)	0	(2,862)	2,064,676
Property Costs	170,252	0	0	0	170,252
Supplies and Services	399,041	0	0	0	399,041
Support Costs	111,071	0	0	0	111,071
Transfer Payments	8,136	0	0	0	8,136
Transport Costs	7,215	0	0	0	7,215
Capital Charges	19,168	0	(35,944)	0	(16,775)
Other Income	(80,937)	0	0	48,718	(32,219)
Cost of Services	2,762,484	(61,000)	(35,944)	45,856	2,711,397
Other income and expenditure	(2,834,180)	(2,000)	0	(48,718)	(2,884,898)
(Surplus) or deficit on the provision of services	(71,696)	(63,000)	(35,944)	(2,862)	(173,501)

2022/23	Net Expenditure chargeable to the Board £	Adjustments for pensions £	Adjustments for capital £	Other adjustments £	Net Expenditure in the CIES £
Employee Costs	2,003,325	278,000	0	(23,935)	2,257,390
Property Costs	169,016	0	0	0	169,016
Supplies and Services	415,853	0	0	0	415,853
Support Costs	108,041	0	0	0	108,041
Transfer Payments	7,391	0	0	0	7,391
Transport Costs	5,935	0	0	0	5,935
Capital Charges	0	0	55,904	0	55,904
Other Income	(50,018)	0	0	18,503	(31,515)
Cost of Services	2,659,543	278,000	55,904	(5,432)	2,988,015
Other income and expenditure	(2,834,180)	12,000	0	(18,503)	(2,840,683)
(Surplus) or deficit on the provision of services	(174,637)	290,000	55,904	(23,935)	147,332

Note 2: Accounting Standards Issued not Adopted

The Code requires the disclosure of information relating to the impact of an accounting change that will be required by a new standard that has been issued but not yet adopted.

The following new or amended standards are adopted within the 2024/25 Code:

- IFRS 16 *Leases*
- Classification of liabilities as Current or Non-current (Amendments to IAS1)
- Lease liability in a Sale and Leaseback (Amendments to IFRS 16)
- Non-current Liabilities with Covenants (Amendments to IFRS 16)

There is no material impact anticipated in future years from the implementation of these standards.

Note 3: Unusable Reserves

Pension Reserve

2022/23 £	Pension Reserve	2023/24 £
335,000	Opening balance	0
(5,963,000)	Actuarial (Gains) / Loss on Pension Assets	359,000
5,338,000	Restriction to pension asset ceiling	(243,000)
290,000	Reversal of items relating to retirement benefits debited or credited to the Surplus or Deficit on the Provision of Services in the CIES	(63,000)
0	Closing balance	53,000

The Pension Reserve absorbs the timing differences arising from the different arrangements for accounting for post-employment benefits and for funding benefits in accordance with statutory provisions. The Board accounts for post-employment benefits in the Comprehensive Income and Expenditure Statement as the benefits are earned by employees accruing years of service, updating the liabilities recognised to reflect inflation, changing assumptions and investment returns on any resources set aside to meet the costs. However, statutory arrangements require benefits earned to be financed as the Board makes employer's contributions to pension funds.

The credit balance of £5.296m on the Pension Reserve at 31 March 2024 (before the asset cap is applied) indicates a net asset position in the Joint Board's share of Strathclyde Pension Fund resources available to meet the cost of benefits earned by past and current employees (£5.338m at 31 March 2023). Statutory arrangements, such as the triennial valuations, ensure that sufficient funding will have been set aside by the time that benefits come to be paid.

Employee Statutory Adjustment Account

2022/23 £	Employee Statutory Adjustment Account	2023/24 £
66,041	Opening balance	42,106
(66,041)	Reversal of prior year accrual for short-term accumulating compensated absences	(42,106)
42,106	Accrual for short-term accumulating compensating absences as at 31 March	39,244
42,106	Closing balance	39,244

The Employee Statutory Adjustment Account absorbs the differences that would otherwise arise on revenue balances from accruing for short-term accumulating compensated absences at the end of the financial year. Generally accepted accounting practices require that all short-term employee benefits, including accumulating compensated absences, should be recognised as a cost in the accounts for the year to which they relate.

This means that where employees' full holiday entitlement or time in lieu balance has not been taken by the financial year-end, the cost of the untaken days or time is calculated and recorded as an accrued expense. However, statutory arrangements require that the impact of such accrued expenditure on revenue balances is neutralised by transfers to or from the Employee Statutory Adjustment Account.

Capital Adjustment Account

2022/23 £	Capital Adjustment Account	2023/24 £
(181,629)	Opening balance	(125,725)
9,498	Charges for depreciation of non-current assets	5,966
46,406	Amortisation of intangible assets	(22,742)
0	Capital expenditure charged against Revenue balances	(19,168)
(125,725)	Closing balance	(161,669)

The Capital Adjustment Account absorbs timing differences arising from the different arrangements for accounting for the consumption of non-current assets and for financing the acquisition, construction or enhancement of those assets under statutory provisions. It is debited with the cost of acquisition, construction or enhancement as depreciation, impairment losses and amortisations are charged to the CIES and credited with the amounts set aside as finance for these costs.

Note 4: Adjustments between Accounting Basis and Funding Basis under Regulations

The surplus for the year on the Revenue Reserves was £101,806 lower than the Comprehensive Income and Expenditure Statement result. The table below gives a breakdown of the differences between the income and expenditure included in the Board's Comprehensive Income and Expenditure Statement in accordance with the Code and the amounts that statute and non-statutory proper practice require the Board to debit and credit the Revenue Reserve Balance

2023/24	Usable Reserves £	Unusable Reserves £
Adjustments primarily involving the Capital Adjustment Account:		
Charges for depreciation of non-current assets	16,776	(16,776)
Capital expenditure charged against Revenue balances	19,168	(19,168)
Adjustments primarily involving the Pension Reserve:		
Net charges made for retirement benefits in accordance with IAS19	(313,000)	313,000
Employers contributions payable to the Strathclyde Pension Fund	376,000	(376,000)
Adjustments primarily involving the Employee Statutory Adjustment Account:		
Net charges for employment short-term accumulating absences	2,862	(2,862)
Total adjustments	101,806	(101,806)

2022/23	Usable Reserves £	Unusable Reserves £
Adjustments primarily involving the Capital Adjustment Account:		
Charges for depreciation of non-current assets	(55,904)	55,904
Adjustments primarily involving the Pension Reserve:		
Net charges made for retirement benefits in accordance with IAS19	(635,000)	635,000
Employers contributions payable to the Strathclyde Pension Fund	345,000	(345,000)
Adjustments primarily involving the Employee Statutory Adjustment Account:		
Net charges for employment short-term accumulating absences	23,935	(23,935)
Total adjustments	(321,969)	321,969

Note 5: Intangible Assets

2022/23		2023/24		
Total £		Software £	Assets Under Construction £	Total £
	Opening balance			
232,031	Gross carrying amounts	126,850	105,181	232,031
(79,716)	Accumulated amortisation	(126,123)	0	(126,123)
152,315	Net carrying amount at 1 April	727	105,181	105,908
(46,406)	Amortisation for the year	22,742	0	22,742
105,909	Net carrying amount at 31 March	23,469	105,181	128,650
	Comprising:			
232,031	Gross carrying amounts	126,850	105,181	232,031
(126,122)	Accumulated amortisation	(103,380)	0	(103,380)
105,909		23,470	105,181	128,651

The amortisation for the year in 2023/24 is as a positive figure due to a correction made to amortisation charges associated with the asset under construction, totalling £63k, for the financial years 2021/22 to 2023/24. The full correction has been applied to the current year 2023/24 and as a result has increased the net book value.

Note 6: Capital Expenditure and Capital Financing

The total amount of capital expenditure incurred in the prior year is shown in the following table, together with the resources that have been used to finance it.

2022/23 £		2023/24 £
0	Opening CFR	0
	Capital investment	
0	Plant and Equipment	19,168
	Sources of finance	
0	Direct revenue contributions	(19,168)
0	Closing CFR	0

The Capital Financing Requirement (CFR) is a measure of the capital expenditure incurred historically by the Board that has yet to be financed.

Note 7: Plant and Equipment

2022/23 £	Plant and Equipment	2023/24 £
	Cost or Valuation	
148,784	Opening balance at 1 April	148,784
0	Additions	19,168
148,784	Gross Book Value at 31 March	167,952
	Depreciation and Impairment	
(119,469)	Accumulated depreciation at 1 April	(128,967)
(9,498)	Depreciation charge for year	(5,966)
(128,967)	Accumulated depreciation at 31 March	(134,933)
29,315	Opening Net Book Value	19,817
19,817	Closing Net Book Value	33,019

Note 8: Debtors

2022/23 £		2023/24 £
27,991	Prepayments	32,055
0	Other receivable amounts	0
27,991	Total short-term debtors	32,055

Note 9: Creditors

2022/23 £		2023/24 £
(24,678)	Trade payables	(34,947)
(57,375)	Other payables	(80,096)
(82,053)	Total short-term creditors	(115,043)

Note 10: Operating Leases

2022/23 (restated) £	Future Minimum Lease Payments	2023/24 £
97,000	Not later than one year	54,000
54,000	Between one and five years	0
151,000	Total	54,000

The Board acquired office accommodation at the Robertson Centre in Paisley by entering into an operating lease that was planned to end in 2024, however the Council has extended this lease for one year until March 2025 for £54k and alternative premises are currently being pursued. The 2022/23 figures are therefore restated.

Note 11: Related parties

Related parties are those bodies or individuals that have the potential to control or significantly influence the Board, or to be controlled or significantly influenced by the Board.

The Board is required to disclose material transactions that have occurred with related parties and the amount of any material sums due to or from related parties. Related party relationships require to be disclosed where control exists, irrespective of whether there have been transactions between the related parties.

Disclosure of this information allows readers to assess the extent to which the Board might have been constrained in its ability to operate independently or might have secured the ability to limit another party's ability to bargain freely with the Board.

Elected members and senior officers

Members of the Joint Board and senior officers have control over the Board's financial and operating policies. They have the responsibility to adhere to a Code of Conduct, requiring them to declare an interest in matters that directly or indirectly influence, or appear to influence, their judgement or decisions taken during the course of their work. The total senior officers' remuneration allowances paid in 2023/24 is shown in the Remuneration Report on page 13.

There is no specific remuneration paid to elected members by the Board.

The Board consist of the following elected members at 31 March 2024:

East Renfrewshire Council	A Ireland
East Renfrewshire Council	D MacDonald
East Renfrewshire Council	M Montague
East Renfrewshire Council	A Morrison
Inverclyde Council	G Brooks
Inverclyde Council	P Cassidy (Vice-Convenor)
Inverclyde Council	J Daisley
Inverclyde Council	I Nelson
Renfrewshire Council	G Clark
Renfrewshire Council	A Doig (Convener)
Renfrewshire Council	B MacFarlane
Renfrewshire Council	K MacLaren
Renfrewshire Council	M MacLaren
Renfrewshire Council	K Montgomery
Renfrewshire Council	S Mullin
Renfrewshire Council	A Steel

Elected member interests in related parties

Under the relevant Codes of Conduct, elected members and senior officials must declare any registered interests in any bodies or organisations.

Each member's Register of Interest is available on their respective Council's websites. You can find this within each individual councillor's details. For each constituent authority, this information can be found at the following links:

- East Renfrewshire Council [Councillors - East Renfrewshire Council](#)
- Inverclyde Council [Councillors - Inverclyde Council](#)
- Renfrewshire Council [Councillors - Renfrewshire Website](#).

Key Related Parties – member authorities

The member authorities of the Board are East Renfrewshire Council, Inverclyde Council and Renfrewshire Council. They contributed requisitions in the following proportions to enable the Board to carry out its objectives.

2022/23			2023/24
£	Council	%	£
580,444	East Renfrewshire	20.5%	579,742
618,740	Inverclyde	21.8%	617,803
1,634,996	Renfrewshire	57.7%	1,636,635
2,834,180	Total	100.0%	2,834,180

As approved by the Board, the relative allocation of the requisition across constituent authorities is adjusted each year in line with relative proportions of Grant Aided Expenditure as issued by the Scottish Government.

Renfrewshire Council is the lead authority of the Board, providing Treasurer and Clerking services, as well as support services, such as HR, Legal and Internal Audit. The Board has a Service Level Agreement with Renfrewshire Council that sets out how much this support should cost each year. In 2023/24, the Board paid Renfrewshire Council £89,329 for support services (£87,850 in 2022/23).

During 2023/24, the Board paid Renfrewshire Council a further £136k in relation to rent, business rates, refuse collection, contract cleaning and telephony services.

The Board received £49k from Renfrewshire Council for interest earned on cash balances (reserves) held by the Council on behalf of the Board.

There were no further material transactions between the Board and its member authorities.

Property Recharges

Property recharges of £18k were charged to One Ren in relation to their occupancy of part of the Robertson Centre. The property charges were conducted under standard terms and conditions and no guarantees have been applied.

Other public bodies

The Board paid Clackmannanshire Council £13.2k in 2023/24 in connection with access to the Scottish Assessors' online portal and paid a subscription of

£3.6k to Fife Council for the Building Cost Information Service (BCIS).

Strathclyde Pension Fund is the principal administrator of the post-retirement pension fund held on behalf of current and former employees of the Board. Information about transactions during the year and outstanding assets and liabilities in relation to the Board's pension fund can be found in Note 13: Retirement Benefits.

The Board received income from the UK Government Department of Levelling Up, Housing and Communities of £18.6k in relation to the changes to the Elections Act 2022, which is in addition to the £9.5k budgeted for the introduction of voter identification.

Note 12: External audit costs

2022/23 £		2023/24 £
9,940	External audit services carried out by the appointed auditor	11,500
9,940		11,500

Note 13: Retirement Benefits

As part of the terms and conditions of employment of its employees, the Board offers retirement benefits. Although these benefits will not actually be payable until employees retire, the Board has a commitment to make the payments that need to be disclosed at the time that employees earn their future entitlement.

The scheme for employees is the Strathclyde Pension Fund which is administered by Glasgow City Council. This is a funded defined benefit scheme meaning that the Board and its employees pay contributions into a fund, calculated at a level intended to balance the pensions liability with investment assets.

13a: Transactions relating to retirement benefits

The cost of retirement benefits is recognised in Gross Expenditure when they are earned by employees, rather than when the benefits are eventually paid as pensions. However, the charge that is statutorily required to be made in the accounts is based upon pension contributions payable by the Board in the year, and an adjustment is made within the Movement in Reserves Statement to replace the cost of retirement benefits with employers' contributions.

The principal risks to the scheme are assumptions relating to longevity, inflation, and investment performance; in addition, statutory changes to the scheme. These risks are mitigated to an extent by statutory requirements limiting charges to the Board's reserves.

Current service cost is the cost of future entitlements to pension payments to current employees, and Past service cost is the estimated increase in liabilities arising from current year decisions that relates to years of service earned prior to this year.

Net Interest is an actuarial adjustment to the inflation element in the cost of funding current and future pension obligations. This is the expected increase during the year in the present value of the Joint Board's share of the Strathclyde Pension Fund's liabilities because they are one year closer to settlement.

The Movement on Pension Reserve represents the net change in the pension liability recognised in the Movement in Reserves Statement for pension payments made by the Board to the Strathclyde Pension Fund during the year.

The Board is also responsible for all pension payments relating to added years benefits it has awarded, together with related increases. In 2023/24 these amounted to £11,358 (2022/23 £11,206).

The following transactions have been made in the accounting statements in 2023/24:

2022/23 £		2023/24 £
	Comprehensive Income and Expenditure Statement (CIES)	
623,000	Current service cost	315,000
	Financing and Investment Income and Expenditure	
12,000	Net Interest	(2,000)
635,000	Total Post-employment Benefits charged to the Surplus or Deficit on the Provision of Services	313,000
	Other post employment benefit charged to the CIES	
829,000	Return on assets excluding amounts included in net interest	(977,000)
(7,616,000)	Actuarial (gains) / losses arising on changes in financial and demographic assumptions	(716,000)
824,000	Other (gains) and losses	2,052,000
(5,963,000)	Total Actuarial (Gain)/Loss	359,000
(5,328,000)	Total post employment benefit charged to the CIES	672,000
	Movement in Reserves Statement	
(290,000)	Reversal of net charges made to the Surplus or Deficit for the Provision of Services for post employment benefits according with the Code	63,000
5,963,000	Actuarial gain / (loss) on pension assets / liabilities	(359,000)
345,000	Employers Contributions paid to Strathclyde Pension Fund	376,000

13b: Assets and liabilities in relation to retirement benefits

A reconciliation of the Board's share of the present value of the Strathclyde Pension Fund's liabilities is as follows:

2022/23 £000		2023/24 £000
19,722	Opening present value	13,781
623	Current service cost	315
536	Interest Cost	654
94	Employee Contributions	102
	Remeasurement (gains)/losses:	
(6,792)	Actuarial (gains)/losses arising from changes in financial/demographic assumptions	1,046
(2)	Unfunded benefits paid	(3)
(400)	Benefits Paid	(486)
13,781	Closing present value of scheme liabilities	15,409

A reconciliation of the Board's share of the fair value of the Strathclyde Pension Fund's assets is as follows:

2022/23 £000		2023/24 £000
19,387	Opening Fair Value	19,119
524	Interest Income	910
	Remeasurement gain/(loss):	
(829)	Return on assets excluding amounts included in net interest	687
343	Contributions from employer	373
94	Contributions from employee	102
2	Contributions in respect of unfunded benefits	3
(2)	Unfunded benefits paid	(3)
(400)	Benefits Paid	(486)
19,119	Closing fair value of scheme assets	20,705

13c: Fund history

	2019/20 £000	2020/21 £000	2021/22 £000	2022/23 £000	2023/24 £000
Present Value of Liabilities	(17,214)	(20,407)	(19,722)	(13,781)	(15,409)
Fair value of assets	15,481	17,978	19,387	19,119	20,705
Restriction to asset ceiling	0	0	0	(5,338)	(5,349)
Surplus/(deficit) in the scheme	(1,733)	(2,429)	(335)	0	(53)

The main fund (Fund 1) of Strathclyde Pension Fund does not have an asset and liability matching (ALM) strategy. The total pension asset value of £5.296m has a substantial impact on the net worth of the Board, and the total contributions expected to be made by the Joint Board to the Strathclyde Pension Fund in the forthcoming year to 31 March 2025 is £97k. However, the surplus of scheme assets is restricted to the 'asset ceiling' i.e. the net present value of future service costs less net present value of future contributions over the future working lifetime as at 31 March 2024. This ceiling, or cap, for 2023/24 has been calculated by the actuary to be nil. This excludes unfunded pension obligations of £53k.

2022/23 £000		2023/24 £000
(13,781)	Present value of defined benefit obligation	(15,409)
19,119	Fair Value of scheme assets	20,705
(5,338)	Restriction to asset ceiling	(5,349)
0	Net asset/(liability) arising from defined benefit obligation	(53)

13d: Impact on cashflows

An objective of the fund is to keep employer's contributions at as constant a rate as possible. The fund has agreed a strategy to achieve a funding rate of 100% in the longer term. In March 2020, the rate for employer contributions was set at 25% for the three financial years ending 31 March 2024.

13e: Basis for estimating assets and liabilities

The Board's share of the liabilities of the Strathclyde Pension Fund have been assessed on an actuarial basis using the projected unit method, that estimates the pensions that will be payable in future years dependent upon assumptions about mortality rates, salary levels and so on. The Scheme's liabilities have been assessed by Hymans Robertson, an independent firm of Actuaries, and the estimates are based on the latest full valuation of the Fund at 31 March 2024.

The principal assumptions used by the actuary were as follows:

2022/23	Mortality assumptions	2023/24
Longevity at 65 for current pensioners (years)		
19.3	Men	20.8
22.2	Women	23.5
Longevity at 65 for Future pensioners (years)		
20.5	Men	21.9
24.2	Women	24.7
Other assumptions		
3.65%	Rate of increase in salaries	3.50%
2.95%	Rate of increase in pensions	2.80%
4.75%	Rate for discounting scheme liabilities	4.80%
Take-up of option to convert annual pension into retirement lump sum:		
50.0%	Pre-April 2009 service	50.0%
75.0%	Post-April 2009 service	75.0%

The value of the pension fund liability is sensitive to the actuarial assumptions set out in the table above. The sensitivity analysis below has been determined based on reasonably possible changes of the assumptions occurring at the end of the reporting period and assumes for each change that the assumption analysed changes while all the other assumptions remain constant.

Impact on the Pension Scheme liability:	%	£
0.1% decrease in Real Discount Rate	2%	284
0.1% increase in Salary Increase Rate	0%	56
0.1% increase in Pension Increase Rate	1%	215

The pension scheme's assets consist of the following categories and proportions of the total assets held:

2022/23 £000		%	2023/24 £000
8,467	Equity instruments	44.1%	9,128
	Private Equity		
1,576	Real Estate	7.9%	1,628
8,713	Investment Funds and Unit Trusts	46.2%	9,564
362	Cash and Cash	1.9%	384
19,119	Total	100.0%	20,705

Note 14: Events after the Balance Sheet date

Events taking place after the authorised date for issue per the Balance Sheet are not reflected in the financial statements or notes. Where events taking place before this date provided information about conditions existing at 31 March 2024, the figures in the financial statements and notes have been adjusted in all material respects to reflect the impact of this information. There are no non-adjusting events.

Note 15: Contingent Liabilities

Following two court cases, including Mrs Goodwin v Department for Education, it is expected that proposed changes to public service pension schemes will be required, to ensure that surviving same-sex spouses and civil partners receive benefits equivalent to those received by the surviving spouses of opposite-sex marriages. Strathclyde Pension Fund's actuary estimates that the potential impact may be c0.1% of gross obligations, around £15k for the

Renfrewshire Valuation Joint Board. No adjustment has been made in the Primary Financial Statements at present because the remedy is still uncertain.

The actuary is aware of two further two court cases that may affect future LGPS benefits (Walker and O'Brien), however, these are not expected to have a significant impact on the pension fund obligations.

Note 16: Summary of Significant Accounting Policies

A General Principles

The Annual Accounts summarise the Board's transactions for the 2023/24 financial year and its financial position as at 31 March 2024. The Board is required to prepare Annual Accounts by the Local Authority (Scotland) Regulations 2014 and section 12 of the Local Government in Scotland Act 2003 requires these accounts to be prepared in accordance with proper accounting practices. These practices primarily comprise the Code of Practice on Local Authority Accounting in the United Kingdom (the Code), supported by International Financial Reporting Standards (IFRS) and statutory guidance issued under section 12 of the 2003 Act.

The Code is issued jointly by the Chartered Institute of Public Finance and Accountancy (CIPFA) and the Local Authority (Scotland) Accounts Advisory Committee (LASAAC) and is designed to give a true and fair view of the financial performance of the Board.

The accounting convention adopted in the Annual Accounts is principally historical cost, modified by the valuation of pension assets and liabilities where appropriate. The Annual Accounts have been prepared on a going concern basis.

B Accruals of Expenditure and Income

Activity is accounted for in the year that it takes place, not simply when payments are made or received.

In particular:

- revenue from the sale of goods is recognised when the Board transfers the significant risks and rewards of ownership to the purchaser, and it is probable that the economic benefits or service potential associated with the transaction will flow to the Board;
- revenue from the provision of services is recognised when the performance obligation relating to the transaction has been satisfied and it is probable that the economic benefits or service potential associated with the transaction will flow to the Board;
- expenditure in relation to services received (including services provided by employees) is recorded when the service is received rather than when payment is made;
- supplies are recorded as expenditure when they are consumed. Where there is a gap between the date supplies are received and their consumption, they are carried as inventories on the Balance Sheet;
- where income and expenditure have been recognised but cash has not been received or paid, a debtor or creditor for the relevant amount is recorded in the Balance Sheet. Where there is evidence that debts are unlikely to be settled, the balance of debtors is written down and a charge made to revenue for the income that might not be collected.

C Provisions

Provisions are made where an event has taken place that gives the Board a legal or constructive obligation that probably requires settlement by a transfer of economic benefits or service potential, and a reliable estimate can be made of the amount of the obligation. Provisions are charged as an expense to the appropriate service line in the CIES. When payments are eventually made, they are charged to the provision carried in the Balance Sheet.

D Contingent Liabilities

Contingent liabilities are disclosed in the accounts, but not recognised in the Balance Sheet, in circumstances where:

- an event has taken place that gives the Board a possible obligation whose existence will only be confirmed by the occurrence or otherwise of uncertain future events not wholly within the control of the Board; or
- a provision would otherwise be made but either it is not probable that an outflow of resources will be required, or the amount of the obligation cannot be measured reliably.

Employee Benefits

Benefits payable during employment

All salaries and wages earned up to the Balance Sheet date are included in the accounts irrespective of when payment was made. An accrual is made for the cost of holiday entitlements earned by employees but not taken before the year end and that employees may carry forward into the next financial year.

Post-employment benefits

The Board participates in the Local Government Pension Scheme (LGPS), administered by Strathclyde Pension Fund. The LGPS is accounted for as a defined benefit scheme and in accordance with International Accounting Standard 19 (IAS19) the Board has disclosed certain information concerning the assets, liabilities, income and expenditure relating to the pension scheme. IAS19 requires that an organisation must account for retirement benefits when it is committed to giving them, even if the payment will be many years into the future.

This involves the recognition in the Balance Sheet of the Board's share of the net pension asset or liability in the Strathclyde Pension Fund and a pension reserve.

The liabilities of the Strathclyde Pension Fund attributable to the Board are included in the Balance Sheet on an actuarial basis using the projected unit method, i.e. an assessment of the future payments that will be made in relation to retirement benefits earned to date by employees, based on assumptions about mortality rates, employee turnover rates and projections of earnings for current employees.

Liabilities are discounted to their value at current prices using a discount rate based on the current rate of return on high quality corporate bonds.

The assets of the Strathclyde Pension Fund attributable to the Board are included in the Balance Sheet at their fair value, principally the bid price for quoted securities, and estimated fair value for unquoted securities.

The Comprehensive Income and Expenditure Statement (CIES) also recognises changes during the year in the pension asset or liability. Service expenditure includes pension costs based on employers' pension contributions payable and payments to pensioners in the year. The change in the net pension liability is analysed into the following components:

- **current service cost** – the increase in liabilities as a result of years of service earned this year, allocated in the CIES to the services for which the employees worked;
- **past service cost** – the increase in liabilities arising from current year decisions whose effect relates to years of service earned in earlier years, which is debited to the Surplus or Deficit on the Provision of Services in the CIES;
- **net interest cost on the defined benefit liability** – the change during the period in the net defined benefit liability that arises from the passage of time charged to the Financing and Investment Income and Expenditure line of the CIES. This is calculated by applying the discount rate used to measure the defined benefit obligation at the beginning of the period to the net defined benefit liability at the beginning of the period, taking into

account any changes in the net defined benefit liability during the period as a result of contribution and benefit payments;

- **return on scheme assets** – excluding amounts included in net interest on the net defined benefit liability which are charged to the Pensions Reserve as Other Comprehensive Income and Expenditure;
- **actuarial gains and losses** – changes in the net pension liability that arise because events have not coincided with assumptions made at the last actuarial valuation, or because the actuaries have updated their assumptions, which is charged to the Pensions Reserve. Actuarial gains and losses are shown within Other Comprehensive Income and Expenditure within the CIES; and
- **contributions paid to the pension fund** – cash paid as employer's contributions to the pension fund in settlement of liabilities which are not accounted for as an expense.

In relation to retirement benefits, statutory provisions require the amount payable by the Board to be the amount paid directly to pensioners in the year, not the amount calculated according to the relevant accounting standards in the CIES.

In the Movement in Reserves Statement this means that there are transfers to and from the Pensions Reserve to remove the notional debits and credits for retirement benefits and replace them with debits for the cash paid to the pension fund and pensioners and any such amounts payable but unpaid at the year-end.

E Events after the Balance Sheet date

Events after the Balance Sheet date are those events, both favourable and unfavourable, that occur between the end of the reporting period and the date when the accounts are authorised for issue.

There are two types of events:

- **Adjusting events** – those that provide evidence of conditions that existed at the end of the reporting

period, and the accounts are adjusted to reflect such events

- **Non-adjusting events** – those that are indicative of conditions that arose after the reporting period, and the accounts are not adjusted. Where a category of events would have a material effect, disclosure is made in the notes of the nature of the event and its estimated financial effect.

Events taking place after the date of authorisation for issue are not reflected in the accounts.

F Prior Period Adjustments, Changes in Accounting Policies and Estimates and Errors

Prior period adjustments may arise as a result of a change in accounting policies or to correct a material error. Changes in accounting estimates are accounted for prospectively, i.e. in the current and future years affected by the change and do not give rise to a prior period adjustment.

Changes in accounting policies are made only when required by proper accounting practices, or the change provides more reliable or relevant information about the effect of transactions, other events and conditions on the Board's financial position or financial performance. Where a change is made, it is applied retrospectively (unless otherwise stated) by adjusting opening balances and comparative amounts for the prior period as if the new policy had always been applied.

Material misstatement or omission discovered in prior period figures are corrected retrospectively (unless otherwise stated) by adjusting opening balances and comparative amounts for the prior period.

G Government Grants and other Contributions

Whether paid on account, by instalments or in arrears, government grants and third-party contributions and donations are recognised as due to the Board when there is reasonable assurance that:

- the Board will comply with the conditions attached to the payments; and
- the grants or contributions will be received.

Amounts recognised as due to the Board are not credited to the CIES until conditions attaching to the grant or contribution have been satisfied.

Monies advanced as grants and contributions for which conditions have not been satisfied are carried in the Balance Sheet as creditors. When conditions are satisfied, the grant or contribution is credited to the Specific Grant Income line in the CIES.

H Leases

Operating Leases: Board as Lessee

Rentals paid under operating leases are charged to the CIES as an expense of the services benefiting from use of the leased property, plant or equipment.

Charges are made on a straight-line basis over the life of the lease, even if this does not match the pattern of payments (e.g., there is a rent-free period at the commencement of the lease).

The risks and rewards of ownership remain with the lessors along with the title of the property.

I Plant and Equipment

Assets that have physical substance and are held for use in the production or supply of goods or services, for rental to others, or for administrative purposes and that are expected to be used during more than one financial year are classified as plant and equipment.

Recognition

Expenditure on the acquisition, creation or enhancement of Plant and Equipment is capitalised on an accruals basis. Expenditure that merely maintains the condition of an asset (i.e. repairs and maintenance) is charged as an expense when it is incurred.

Depreciation

Depreciation is provided for on all Plant and Equipment assets by the allocation of their depreciable amounts over their useful lives. For ICT equipment, this is calculated on a straight-line basis over five years.

Measurement

Assets are initially measured at cost, comprising:

- the purchase price;
- any costs attributable to bringing the asset to the location and condition necessary for it to be capable of operating.

Plant, furniture and computer equipment costing less than £9,000 are not treated as fixed assets. This de minimis level does not apply where certain categories of these assets are grouped together and form part of an approved capital programme.

Assets are then carried in the Balance Sheet using the depreciated historical cost.

Impairment

Assets are assessed at each year-end to determine whether there is any indication that an asset may be impaired.

Where indications exist and any possible differences are estimated to be material, the recoverable amount of the asset is estimated, an impairment loss is recognised for the shortfall and the carrying amount of the asset is written down in the CIES.

Where an impairment loss is subsequently reversed, the reversal is credited to the CIES, up to the amount of the original loss, adjusted for depreciation that

would have been charged if the loss had not been recognised.

Disposals

When an asset is disposed of or decommissioned, the carrying amount of the asset in the Balance Sheet is written off to the CIES as part of the gain or loss on disposal. Any receipts from disposals are credited to the CIES, also as part of the gain or loss on disposal (i.e. netted off against the carrying value of the asset at the time of disposal).

J Intangible Assets

Expenditure on non-monetary assets that do not have physical substance, but are controlled by the Board as a result of past events (e.g., software licences) is capitalised when it is expected that future economic benefits or service potential will flow from the intangible asset to the Board.

Intangible assets are measured initially at cost. Amounts are revalued where the fair value of the assets held by the Board can be determined by reference to an active market. The depreciable amount of an intangible asset is amortised over its useful economic life on a straight-line basis in the CIES. For software, this is deemed to be five years.

An asset is tested for impairment whenever there is an indication that the asset might be impaired and any losses recognised are posted in the CIES. Any gain or loss arising on the disposal or abandonment of an intangible asset is posted to the Other Operating Expenditure line in the CIES.

Where expenditure on intangible assets qualifies as capital expenditure for statutory purposes, amortisation, impairment losses and disposal gains and losses are not permitted to have an impact on the Revenue Reserve. The gains and losses are therefore reversed out of the Revenue Reserve in the Movement in Reserves Statement and posted to the Capital Adjustment Account and Capital Receipts Reserve.

All capital expenditure is charged to the constituent authorities, meaning that the Board has no requirement to borrow.

Software costing less than £9,000 is not treated as an intangible asset and is charged to the CIES. This de minimis does not apply where certain categories of assets are grouped together.

K Reserves

Reserves are classified under accounting regulations into two categories: usable reserves, which are available to spend; and unusable reserves, which are unrealised net gains that have a deferred impact on the Board.

Usable Reserves

The Revenue Reserve represents surplus funds held by the Board, which are ultimately repayable to the constituent authorities in the same allocation proportions as the requisitions.

Unusable Reserves

Certain reserves are held to manage the accounting processes for non-current assets, retirement and employee benefits and do not represent usable resources for the Board; these reserves are explained in the Unusable Reserves note.

L Value Added Tax (VAT)

Income and Expenditure excludes any amount relating to VAT, as all VAT collected is payable to HM Revenue and Customs (HMRC) and all VAT paid is recoverable from HMRC.

Note 17: Critical Judgements in Applying Accounting Policies

In applying the accounting policies set out in Note 16, the Board has had to make certain judgements about complex transactions or those involving uncertainty

about future events. Where a critical judgement has been made, this is referred to in the relevant note to the core financial statements; however, for clarity, the only significant effect is detailed below.

Leases	An analysis of the terms of the lease for the Robertson Centre has concluded that it is an operating lease.
---------------	---

Note 18: Assumptions made about the future

The Annual Accounts contain estimated figures that are based on assumptions made by the Board about the future or that are otherwise uncertain. Estimates are made taking into account historical experience, current trends and other relevant factors. However, because balances cannot be determined with certainty, actual results could be materially different from the assumptions and estimates.

The items in the Balance Sheet at 31 March 2024 for which there is a significant risk of material adjustment in the forthcoming financial year are as follows:

Item	Uncertainties
Uncertainties	Estimation of the net liability to pay pensions depends on a number of complex judgements relating to the discount rate used, the rate at which salaries are projected to increase, changes in retirement ages, mortality rates and expected returns on pension fund assets. Actuaries are engaged to provide the Board with expert advice about the assumptions to be applied. Further detail can be found in Note 13.
Effect if Results differ from Assumption	The effects on the net pension asset, valued at £5.296m at 31 March 2024 (before asset cap), of changes in individual assumptions can be measured. For instance, a 0.1% decrease in the discount rate assumption would result in a decrease in the pension asset of £0.284m equating to a 2% increase in scheme obligations.